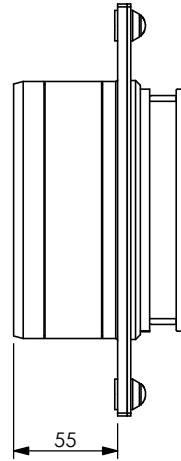
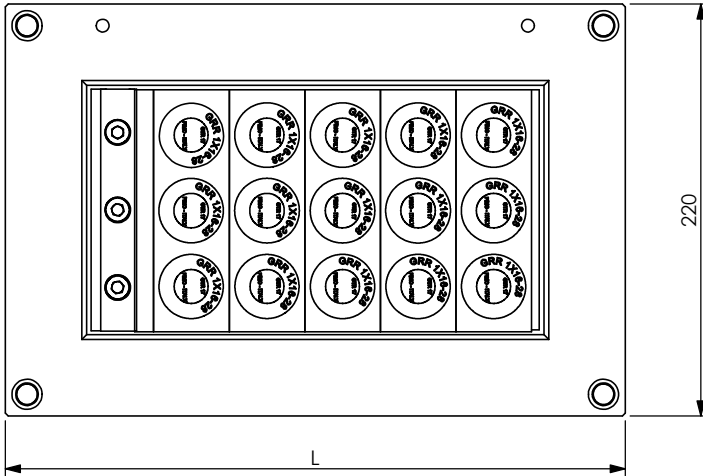
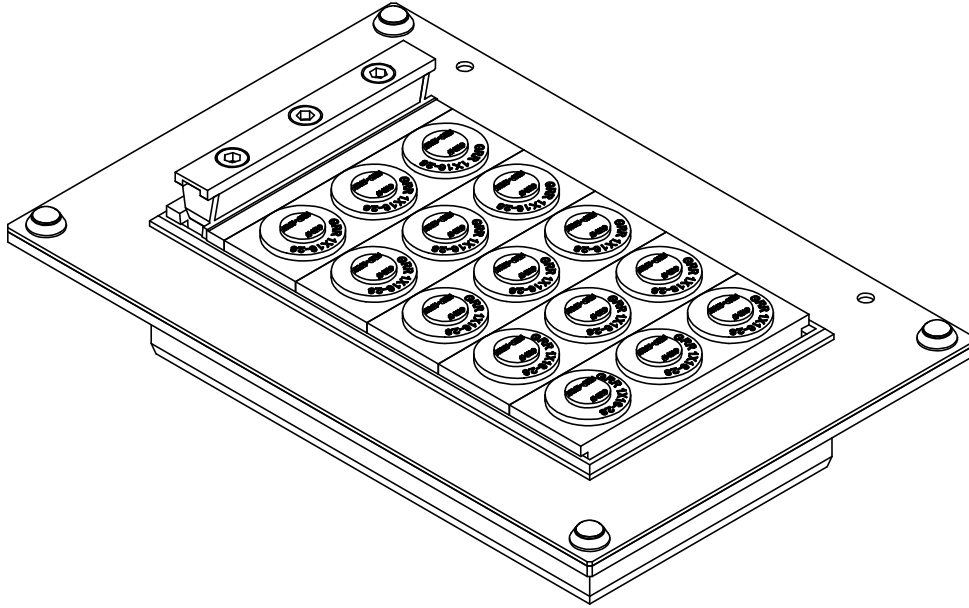


# PRODUCT DATA SHEET



MATERIAL	
Gasket and Cushions	Black EPDM U.V. Resistant
Frame and Collar	AISI 304 Stainless Steel
Expander	Black EPDM + ZAMAK
M8 Screws	MZK

CODE	ARTICLE	HOLE MEASURES	FRAME Lx220	WALL OPENING Dimensions Referred to Frame's external size	BOX	WEIGHT
61 1511 1409	PMR 140/9x28-16	9x7/8" - 1/2"	240x220	160x140	1	1690
61 1511 2315	PMR 230/15x28-16	15x7/8" - 1/2"	330x220	250x140	1	2695
61 1511 2818	PMR 280/18x28-16	18x7/8" - 1/2"	380x220	300x140	1	3940
61 1511 3321	PMR 330/21x28-16	21x7/8" - 1/2"	430x220	350x140	1	4470

RI	DATE	DR	DATE	AP	Description:  <b>PMR</b> - Standard Combined Wall-Entry Frame with cushions  Standard combination of <b>PMR</b> wall entry. Frame complete with rectangular <b>GPR</b> cushions, round <b>GRR</b> reductions and <b>GTR</b> blind cushions, as well as tightening expander <b>GPE</b> .  <b>More combinations are available on request.</b>
02					
01					
00	29/01/16	G.S.	29/01/16	A.V.	
1 <sup>ST</sup> EMISSION					

